
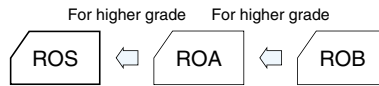


■ SILMIC series Silk fiber using audio purpose capacitor

High Grade Capacitors for Audio(SILMIC) Series ROS



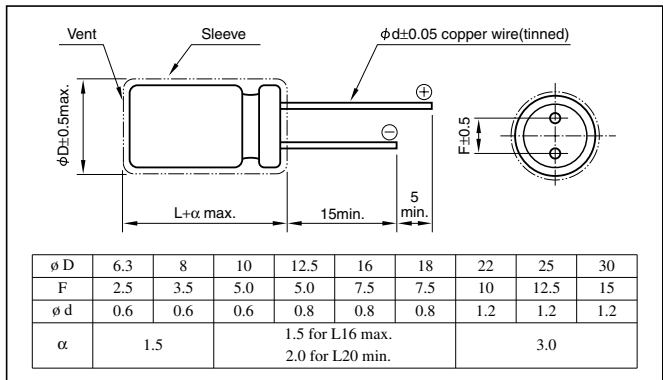
- All lead wires oxygen-free copper for extremely low distortion. (Third high frequency distortion 10kHz,0.1A,-120dB or less)
- Vinyl sleeve is of brown finish gold "SILMIC" mark.



Specifications

Item	Performance						
Category temperature range (°C)	-40 to +85						
Tolerance at rated capacitance (%)	±20 (20°C,120Hz)						
Leakage current (µA)	Less than 0.01CV or 3 whichever is larger (after 5 minutes) C: Rated capacitance(µF); V: Rated voltage(V) (20°C)						
Tangent of loss angle (tanδ)	Rated voltage (V)	16	25	35	50	63	100
	tanδ (max.)	0.13	0.10	0.10	0.08	0.08	0.08
0.02 is added to every 1000µF increase over 1000µF (20°C,120Hz)							
Endurance (85°C) (Applied ripple current)	Test time	1000 hours					
	Leakage current	The initial specified value or less					
	Percentage of capacitance change	Within ±20% of initial value					
	Tangent of the loss angle	150% or less of the initial specified value					
Shelf life (85°C)	Test time : 1000 hours. Other have same as endurance. Voltage application treatment						
Applicable standards	JIS C5101-1, -4 1998 (IEC 60384-1 1992, -4 1985)						

Outline Drawing



• The SILMIC series capacitors can be manufactured in larger sizes for power supply smoothing ; consult with us.

Coefficient of Frequency for Rated Ripple Current

Rated voltage(V)	Frequency(Hz) CV(µFxVV)	50 · 60	120	1k	10k	100k
		16	All CV value	0.80	1	1.1
25 to 35	≤ 1000	0.80	1	1.5	1.7	1.7
	1000 <	0.80	1	1.2	1.3	1.3
50 to 100	≤ 1000	0.80	1	1.6	1.9	1.9
	1000 <	0.80	1	1.2	1.3	1.3

Part numbering system (example: 25V100µF)



Standard Ratings

Rated voltage(V)	16		25		35		50		63		100	
	Case	Rated ripple current	Case	Rated ripple current	Case	Rated ripple current	Case	Rated ripple current	Case	Rated ripple current	Case	Rated ripple current
Rated capacitance(µF)	φ DxL(mm)	mArms	φ DxL(mm)	mArms	φ DxL(mm)	mArms	φ DxL(mm)	mArms	φ DxL(mm)	mArms	φ DxL(mm)	mArms
0.47	—	—	—	—	—	—	—	—	—	—	—	—
1	—	—	—	—	—	—	—	—	—	—	—	—
2.2	—	—	—	—	—	—	—	—	—	—	6.3x11	25
3.3	—	—	—	—	—	—	—	—	—	—	8x11.5	35
4.7	—	—	—	—	—	—	6.3x11	40	6.3x11	40	10x12.5	60
10	—	—	—	—	6.3x11	55	8x11.5	75	8x11.5	75	10x16	95
22	6.3x11	70	6.3x11	80	8x11.5	95	10x12.5	130	10x16	140	10x20	155
33	6.3x11	90	8x11.5	120	10x12.5	140	10x16	175	10x20	190	12.5x20	220
47	8x11.5	125	8x11.5	140	10x12.5	170	10x16	210	10x20	225	12.5x25	285
100	10x12.5	215	10x16	270	10x20	295	12.5x20	380	12.5x25	415	16x25	485
220	10x20	385	12.5x20	505	12.5x25	550	16x25	720	16x31.5	785	18x40	930
330	12.5x20	545	12.5x25	675	16x25	785	16x31.5	965	16x35.5	1010	—	—
470	12.5x25	710	16x25	940	16x31.5	1030	16x35.5	1210	18x35.5	1295	—	—
1000	16x31.5	1315	16x35.5	1575	18x35.5	1690	18x40	1985	—	—	—	—
2200	18x40	2150	—	—	—	—	—	—	—	—	—	—

(Note) Rated ripple current : 85°C, 120Hz.