


### ■ SILMIC series Silk fiber using audio purpose capacitor

- ELNA developed new raw material for the separate paper which use a silk fibers. Therefore, this capacitor can give you high grade sound for your audio design.
- Due to the silk fiber's pliability, the capacitor makes a dream of the high quality sound.

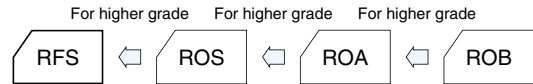
For examples;

- To relieve the music's vibration energy.
- To decrease the peak feeling sound at high compass and rough quality sound at middle compass.
- To increase massive sound at low compass.
- For bipolar capacitors, consult with us.



## Miniature High Grade Capacitors for Audio(SILMIC II) Series RFS

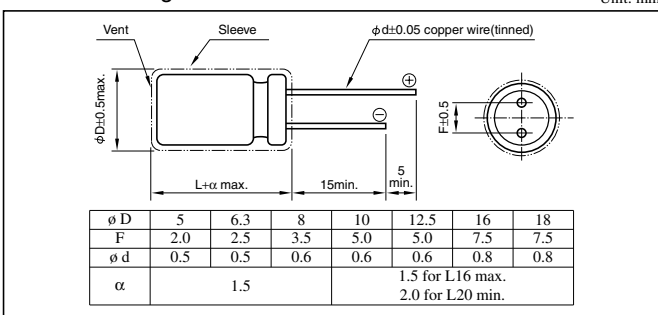
- All lead wires oxygen-free copper for extremely low distortion. (Third high frequency distortion 10kHz,0.1A,-120dB or less)
- Vinyl sleeve is of brown finish gold "SILMIC II" mark.



### Specifications

Item	Performance									
Category temperature range (°C)	-40 to +85									
Tolerance at rated capacitance (%)	±20 (20°C,120Hz)									
Leakage current (µA)	Less than 0.01CV or 3 whichever is larger (after 5 minutes) C: Rated capacitance(µF); V: Rated voltage(V) (20°C)									
Tangent of loss angle (tanδ)	Rated voltage (V)	6.3	10	16	25	35	50	63	100	
	tanδ (max.)	0.20	0.17	0.13	0.10	0.10	0.08	0.08	0.08	
0.02 is added to every 1000µF increase over 1000µF (20°C,120Hz)										
Endurance (85°C) (Applied ripple current)	Test time	1000 hours (with the polarity inverted every 250 hours)								
	Leakage current	The initial specified value or less								
	Percentage of capacitance change	Within ±20% of initial value								
	Tangent of the loss angle	150% or less of the initial specified value								
Shelf life (85°C)	Test time : 1000 hours. Other have same as endurance. Voltage application treatment									
Applicable standards	JIS C5101-1, -4 1998 (IEC 60384-1 1992, -4 1985)									

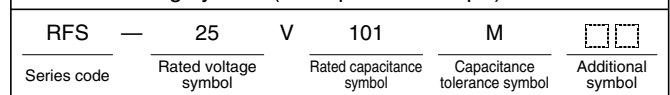
### Outline Drawing



### Coefficient of Frequency for Rated Ripple Current

Rated voltage(V)	Frequency(Hz) CV(µFxVW)	Frequency(Hz)				
		50 · 60	120	1k	10k	100k
6.3 to 16	All CV value	0.8	1	1.1	1.2	1.2
	≤ 1000	0.8	1	1.5	1.7	1.7
25 to 35	1000 <	0.8	1	1.2	1.3	1.3
	≤ 1000	0.8	1	1.6	1.9	1.9
50 to 100	1000 <	0.8	1	1.2	1.3	1.3
	≤ 1000	0.8	1	1.2	1.3	1.3

### Part numbering system (example: 25V100µF)



• The SILMIC series capacitors can be manufactured in larger sizes for power supply smoothing; consult with us.

### Case symbol

Case	Casing Symbol	Case	Casing Symbol	Case	Casing Symbol	Case	Casing Symbol
φ DxL(mm)		φ DxL(mm)		φ DxL(mm)		φ DxL(mm)	
5x11	E3	10x12.5	H3	12.5x20	15	16x31.5	J7
6.3x11	F3	10x16	H4	12.5x25	16	16x35.5	J8
8x11.5	G3	10x20	H5	16x25	J6	18x35.5	K8
						18x40	K9

### Standard Ratings

Rated capacitance(µF)	Item	6.3		10		16		25		35		50		63		100	
		Case	Rated ripple current	Case	Rated ripple current	Case	Rated ripple current	Case	Rated ripple current	Case	Rated ripple current	Case	Rated ripple current	Case	Rated ripple current	Case	Rated ripple current
		φ DxL(mm)	mArms	φ DxL(mm)	mArms	φ DxL(mm)	mArms	φ DxL(mm)	mArms	φ DxL(mm)	mArms	φ DxL(mm)	mArms	φ DxL(mm)	mArms	φ DxL(mm)	mArms
0.47	—	—	—	—	—	—	—	—	—	—	—	—	—	—	—	—	—
		5x11	9	6.3x11	12	5x11	10	6.3x11	14	5x11	20	6.3x11	23	5x11	22	6.3x11	30
1	—	—	—	—	—	—	—	—	—	—	—	—	—	—	—	—	—
		5x11	14	6.3x11	18	5x11	20	6.3x11	23	5x11	25	6.3x11	30	5x11	30	8x11.5	40
2.2	—	—	—	—	—	—	—	—	—	—	—	—	—	—	—	—	—
		5x11	20	6.3x11	23	5x11	25	6.3x11	30	5x11	35	5x11	35	6.3x11	40	10x12.5	60
3.3	—	—	—	—	—	—	—	—	—	—	—	—	—	—	—	—	—
		5x11	25	6.3x11	30	5x11	30	6.3x11	35	5x11	35	6.3x11	40	5x11	40	10x16	95
4.7	—	—	—	—	—	—	—	5x11	25	5x11	30	5x11	35	6.3x11	40	10x12.5	60
		5x11	35	6.3x11	40	5x11	35	6.3x11	40	5x11	40	6.3x11	45	5x11	45	10x16	95
10	—	—	—	—	—	5x11	35	5x11	35	5x11	35	5x11	35	6.3x11	40	10x16	95
		5x11	35	6.3x11	40	5x11	35	6.3x11	40	5x11	35	6.3x11	40	5x11	40	10x16	95
22	—	—	—	5x11	50	5x11	55	6.3x11	60	6.3x11	55	8x11.5	95	10x12.5	130	10x16	140
		5x11	55	6.3x11	70	5x11	70	6.3x11	80	5x11	70	6.3x11	80	5x11	70	10x16	140
33	—	5x11	55	5x11	65	5x11	70	6.3x11	90	8x11.5	120	10x12.5	140	10x16	175	10x20	190
		5x11	65	6.3x11	80	5x11	75	6.3x11	85	8x11.5	125	10x12.5	140	10x16	175	10x20	190
47	—	5x11	65	5x11	75	6.3x11	85	8x11.5	125	8x11.5	140	10x12.5	170	10x16	210	10x20	225
		6.3x11	80	6.3x11	85	8x11.5	125	8x11.5	140	10x12.5	170	10x16	210	10x20	225	12.5x25	285
100	—	8x11.5	135	8x11.5	145	10x12.5	215	10x16	270	10x20	295	12.5x20	380	12.5x25	415	16x25	485
220	—	10x12.5	240	10x16	260	10x20	385	12.5x20	505	12.5x25	550	16x25	720	16x31.5	785	18x40	930
330	—	10x16	290	10x20	350	12.5x20	545	12.5x25	675	16x25	785	16x31.5	965	16x35.5	1010	—	—
470	—	10x20	390	12.5x20	455	12.5x25	710	16x25	940	16x31.5	1030	16x35.5	1210	18x35.5	1295	—	—
1000	—	12.5x25	710	16x25	835	16x31.5	1315	16x35.5	1575	18x35.5	1690	18x40	1985	—	—	—	—
2200	—	—	—	16x35.5	1500	18x40	2150	—	—	—	—	—	—	—	—	—	—
3300	—	—	—	18x40	1980	—	—	—	—	—	—	—	—	—	—	—	—

(Note) Rated ripple current : 85°C, 120Hz